



WINTHROP ARENA



1

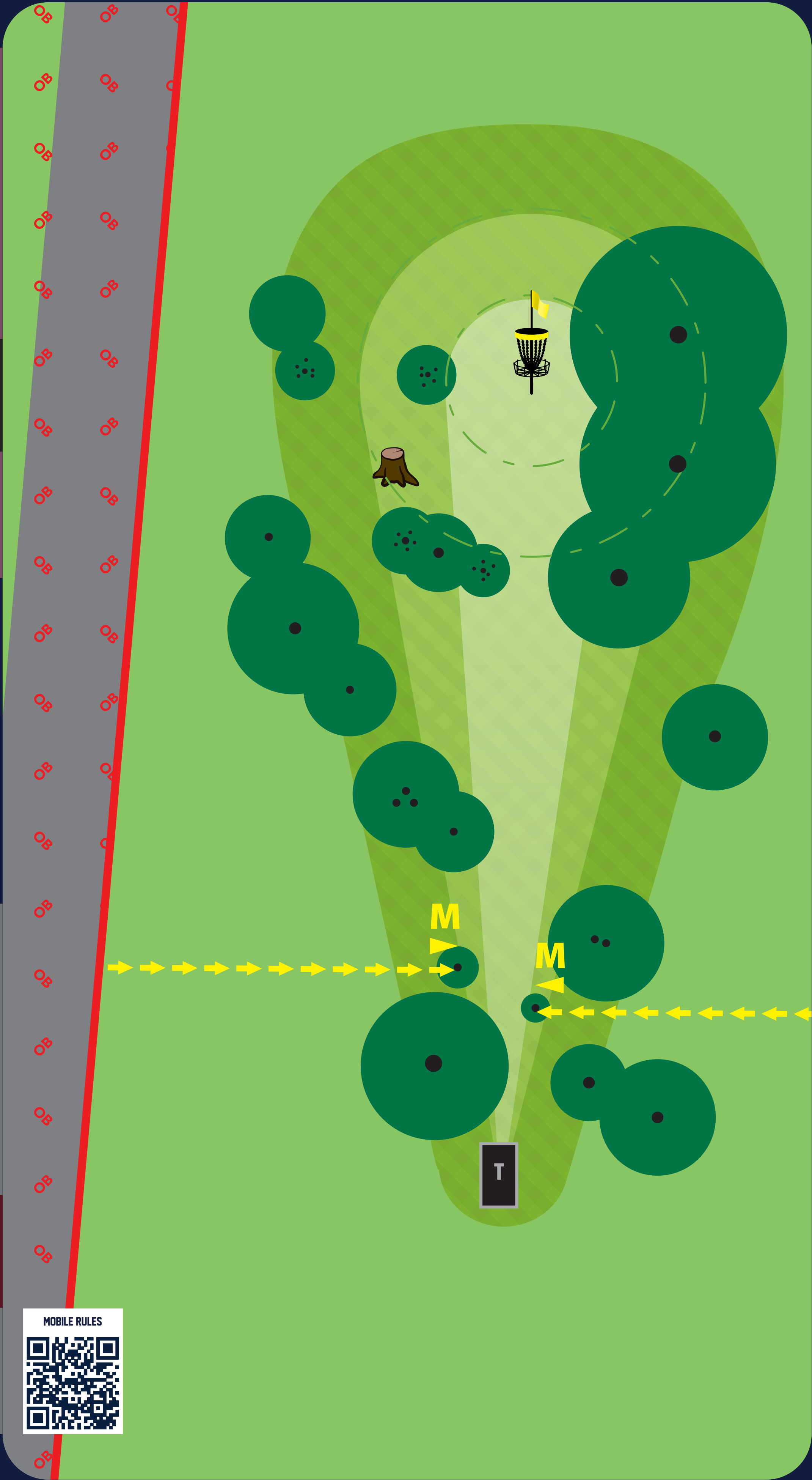
PAR 3

283 FT

1

PAR 3

283 FT



MARYLAND

TEE SIGNS SPONSORED BY PLAYS IT FORWARD



WINTHROP ARENA

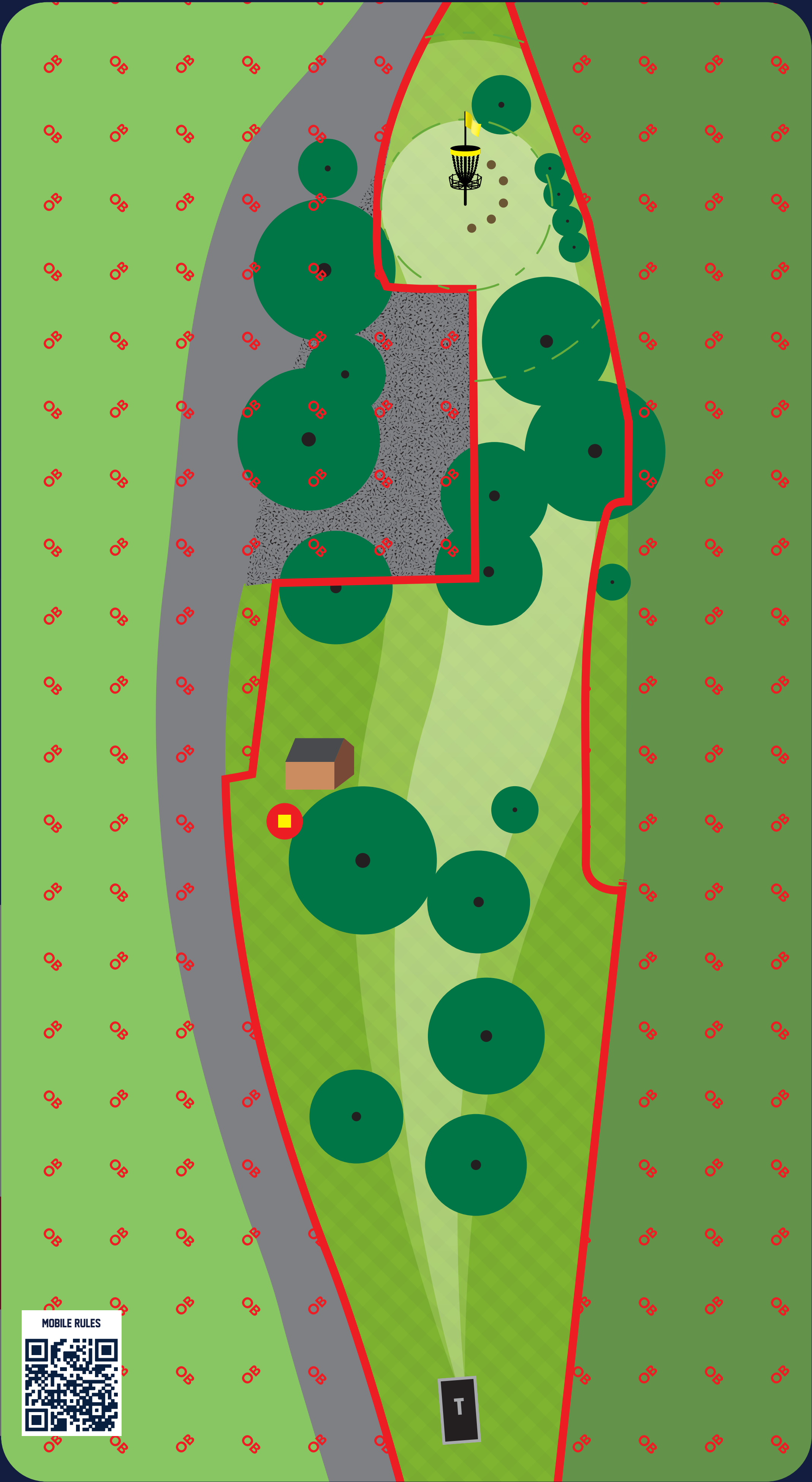


2

PAR 4

629 FT

KENTUCKY



TEE SIGNS SPONSORED BY PLAYS IT FORWARD



WINTHROP ARENA



3

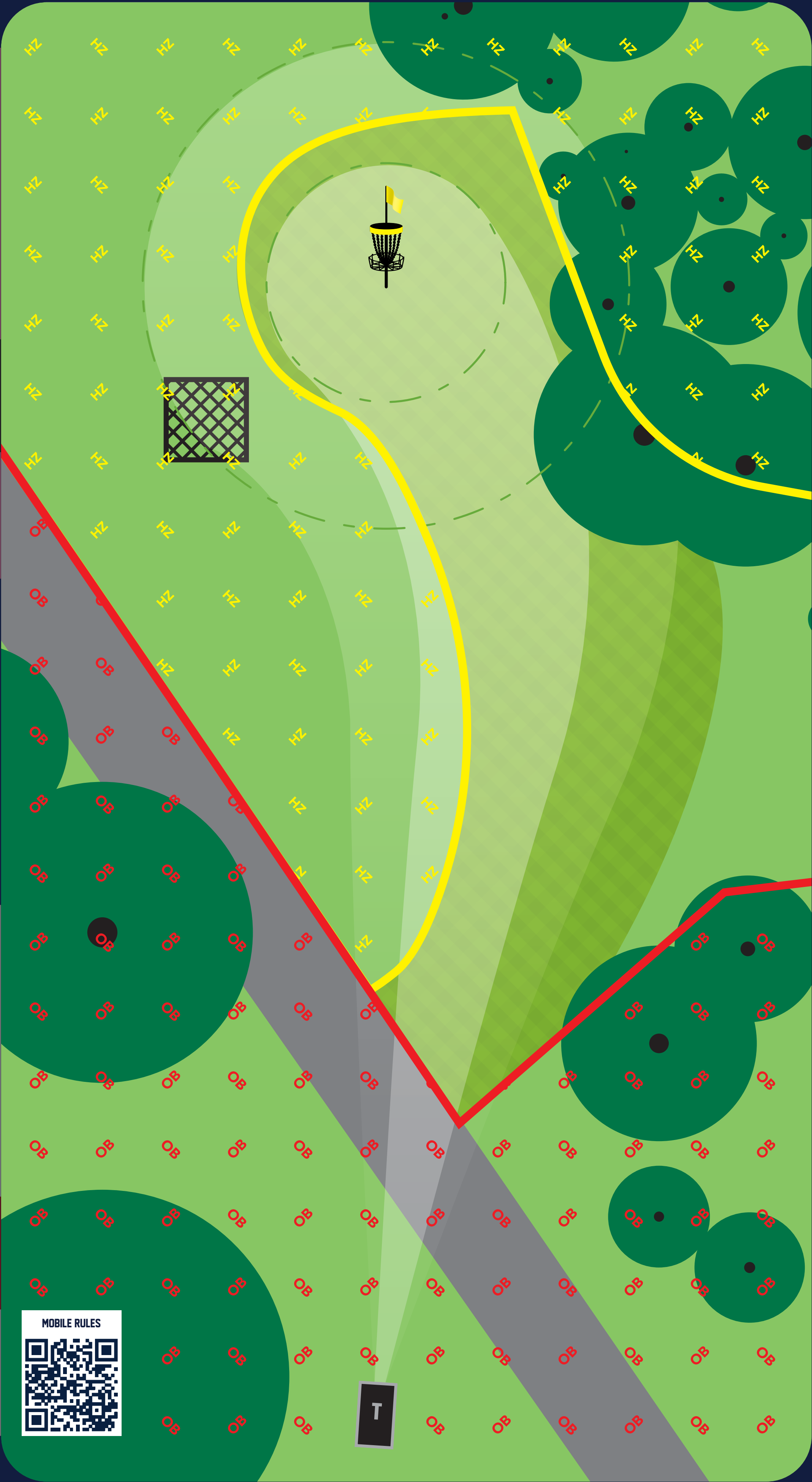
PAR 3

389 FT

3

PAR 3

389 FT



MAINE

TEE SIGNS SPONSORED BY PLAYS IT FORWARD



WINTHROP ARENA

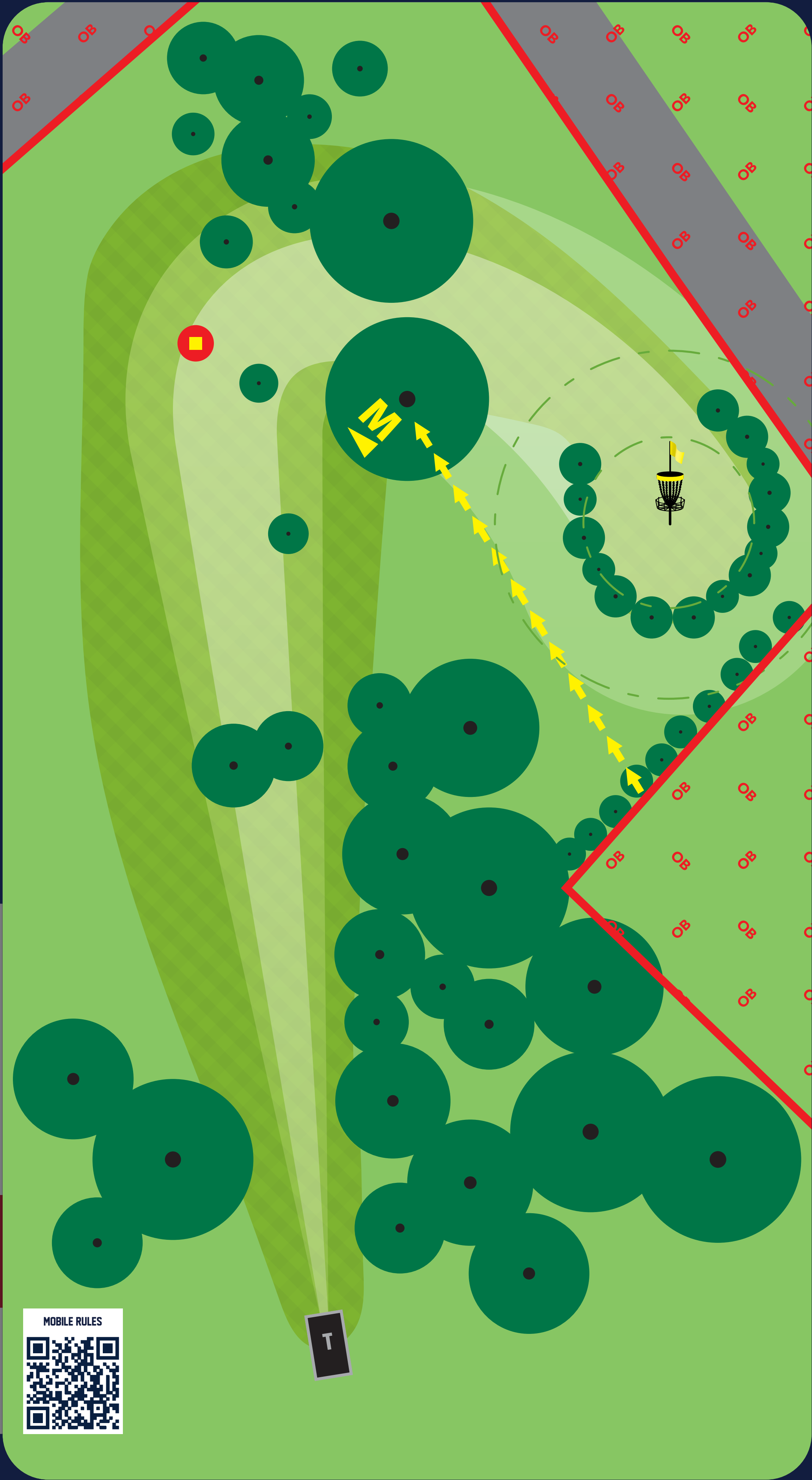


4

PAR 4

444 FT

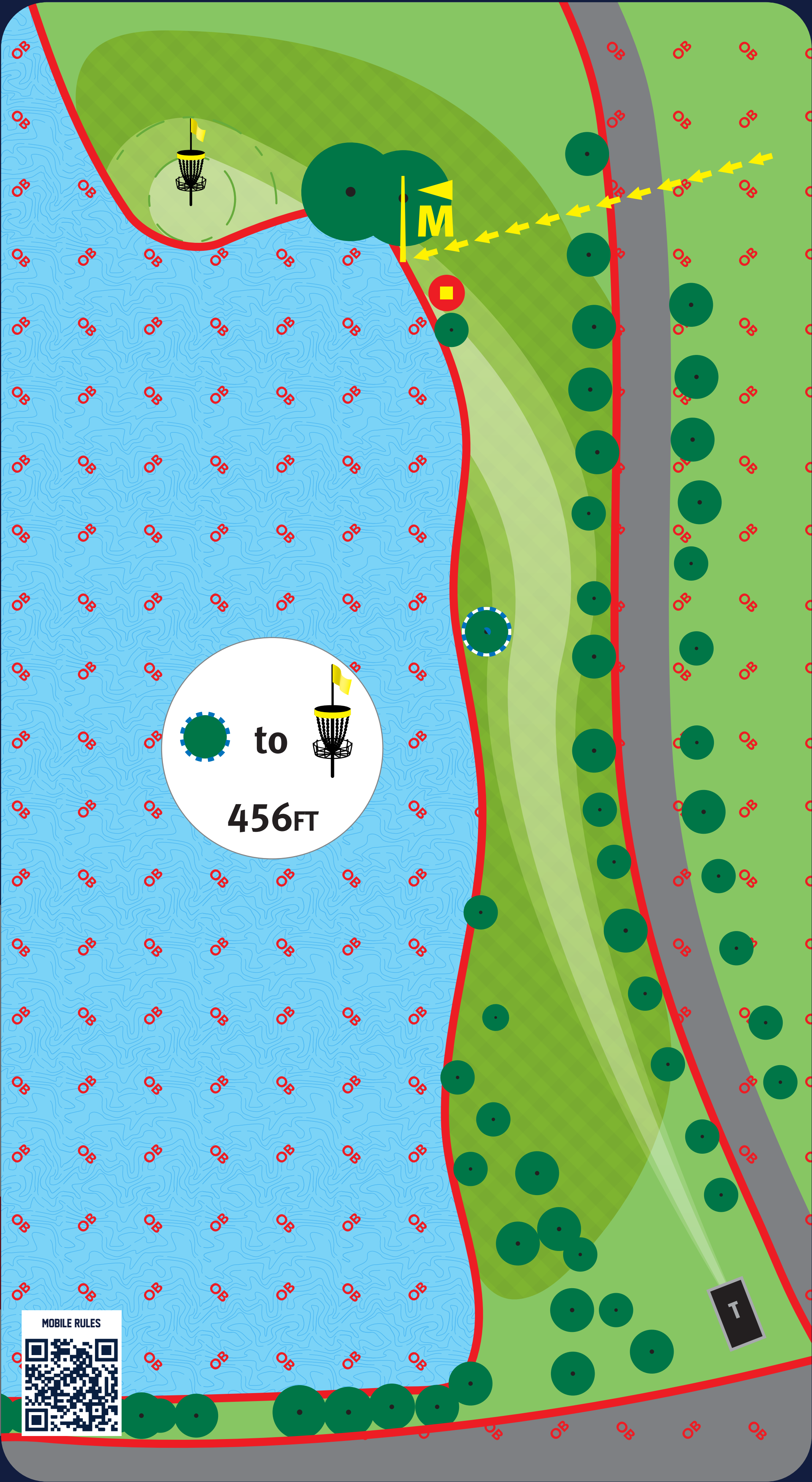
NORTH CAROLINA



TEE SIGNS SPONSORED BY PLAYS IT FORWARD



WINTHROP ARENA



5

PAR 5

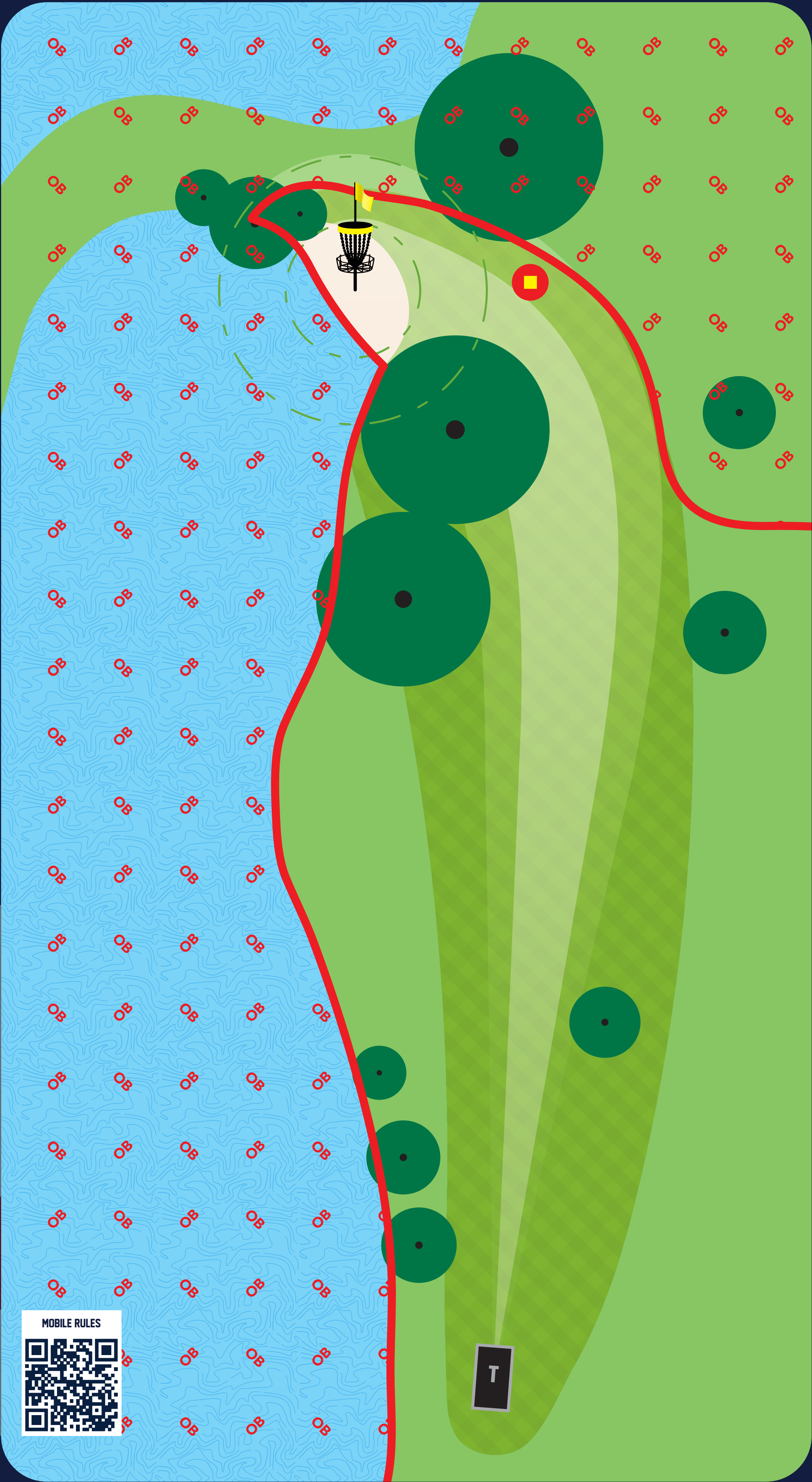
1025 FT

TEXAS

TEE SIGNS SPONSORED BY PLAYS IT FORWARD



WINTHROP ARENA



6

PAR 3

371 FT

FLORIDA

TEE SIGNS SPONSORED BY PLAYS IT FORWARD



WINTHROP ARENA



7

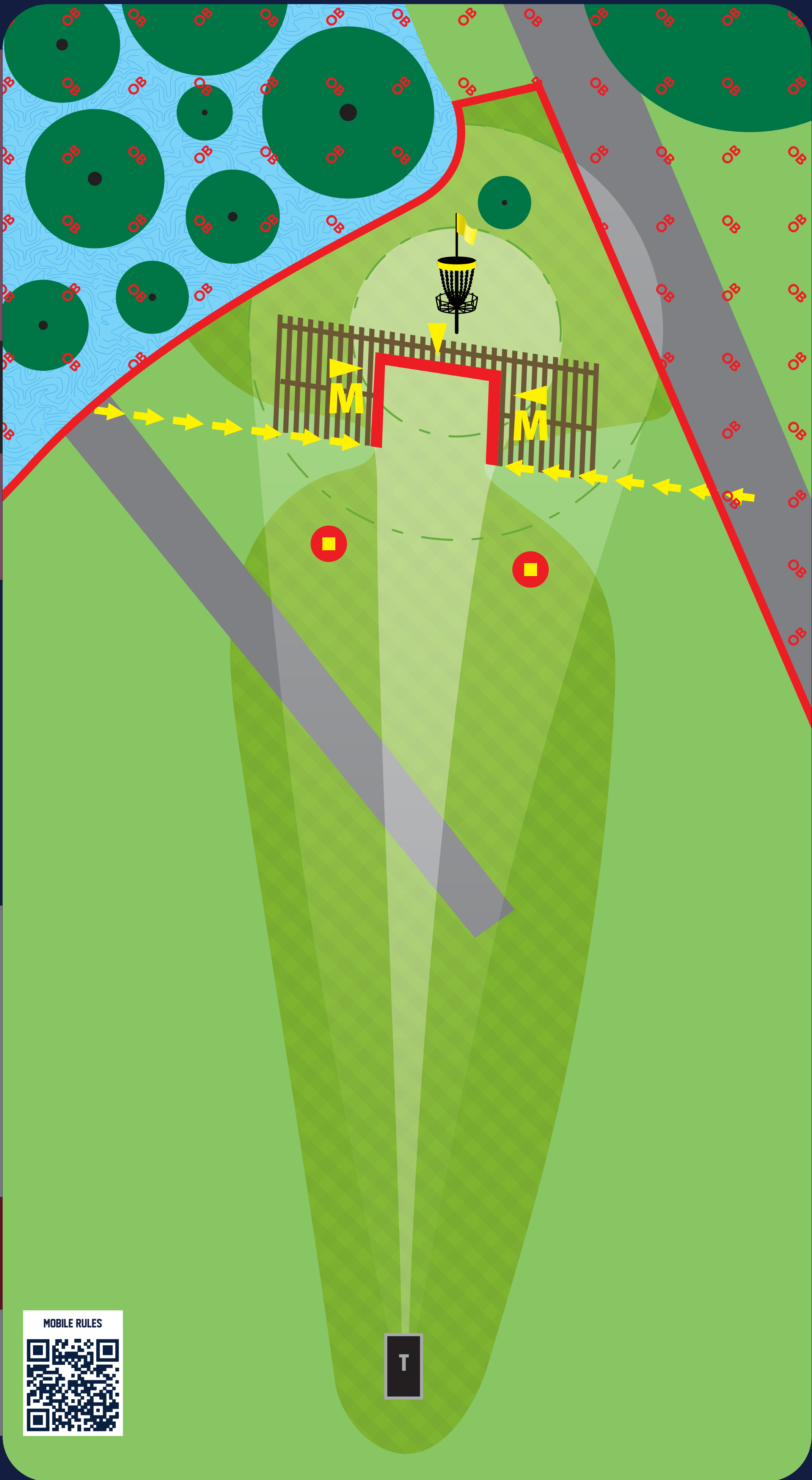
PAR 3

284 FT

7

PAR 3

284 FT



COLORADO

TEE SIGNS SPONSORED BY PLAYS IT FORWARD



WINTHROP ARENA



8

PAR 5


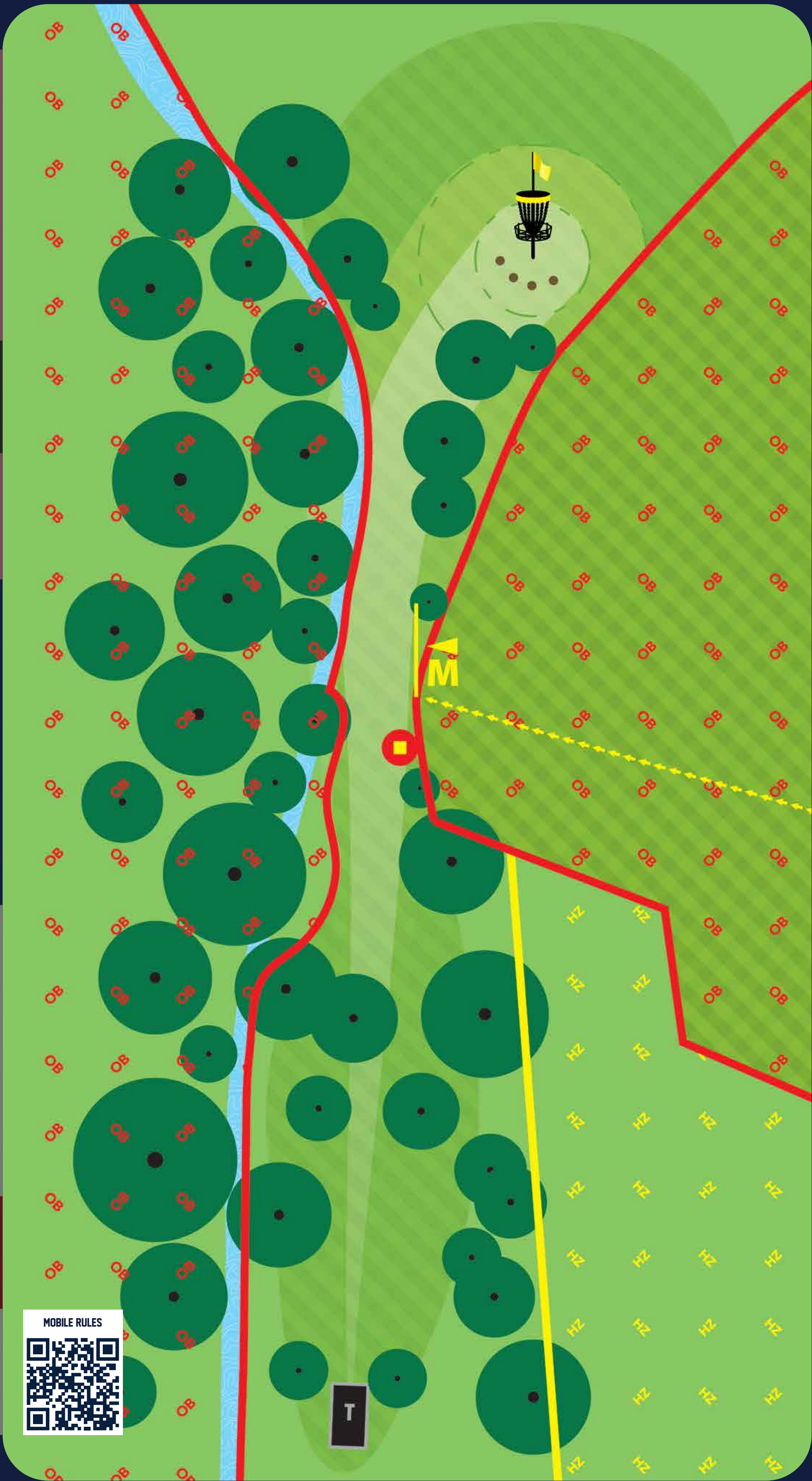
697 FT

8

PAR 4

697 FT

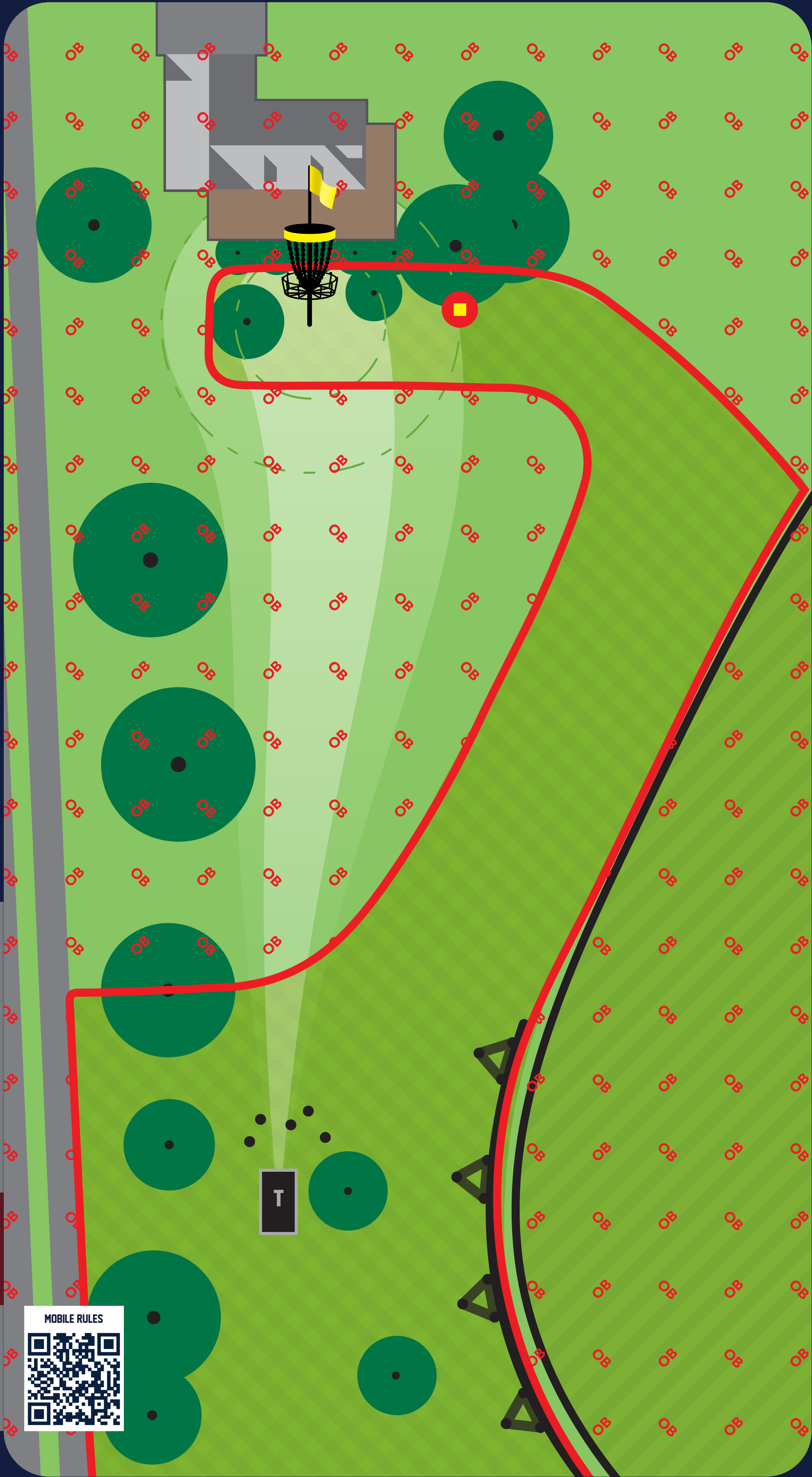
NEW JERSEY



TEE SIGNS SPONSORED BY PLAYS IT FORWARD



WINTHROP ARENA



9

PAR 3

362 FT



PENNSYLVANIA

TEE SIGNS SPONSORED BY PLAYS IT FORWARD



WINTHROP ARENA

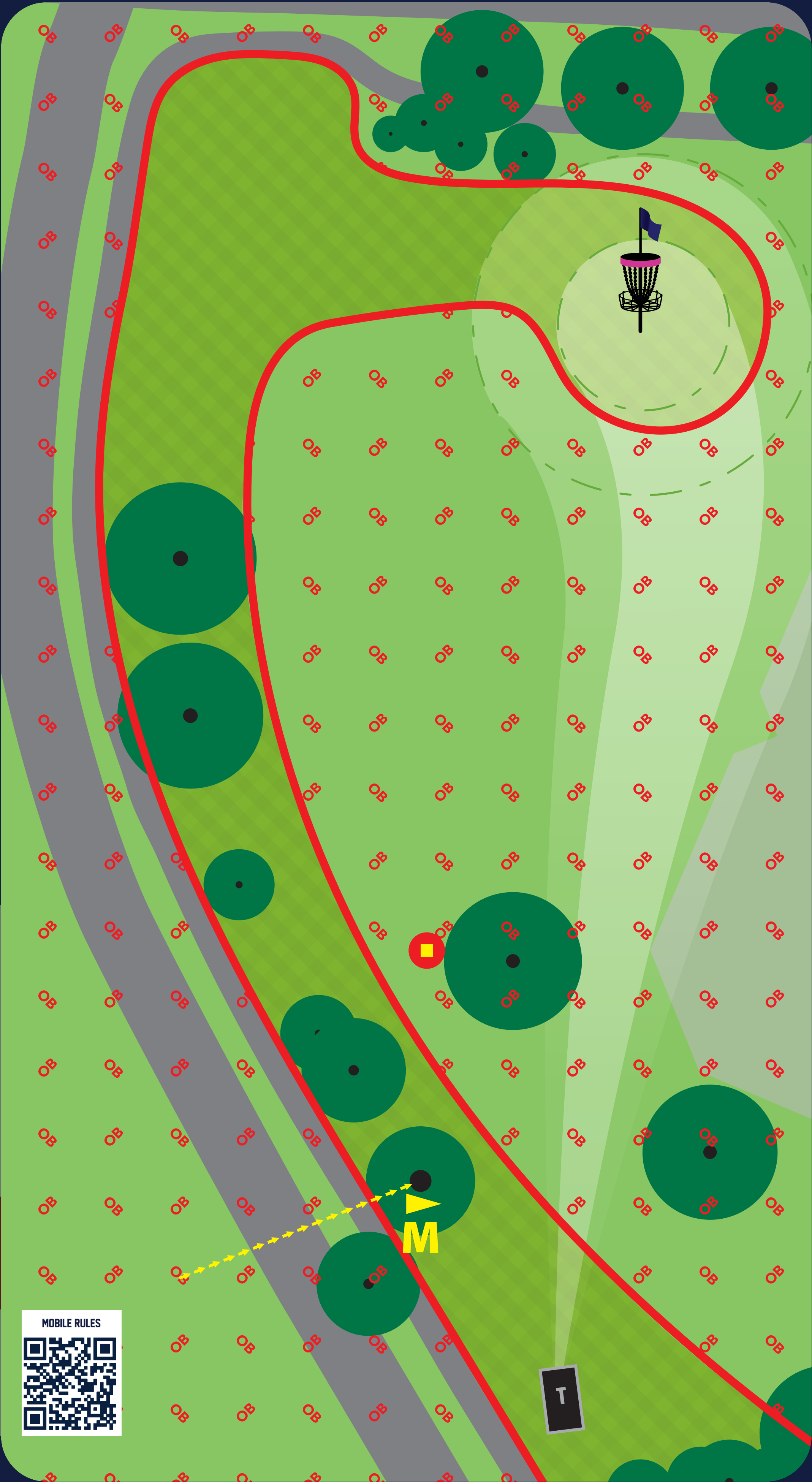


10

PAR 4

549 FT

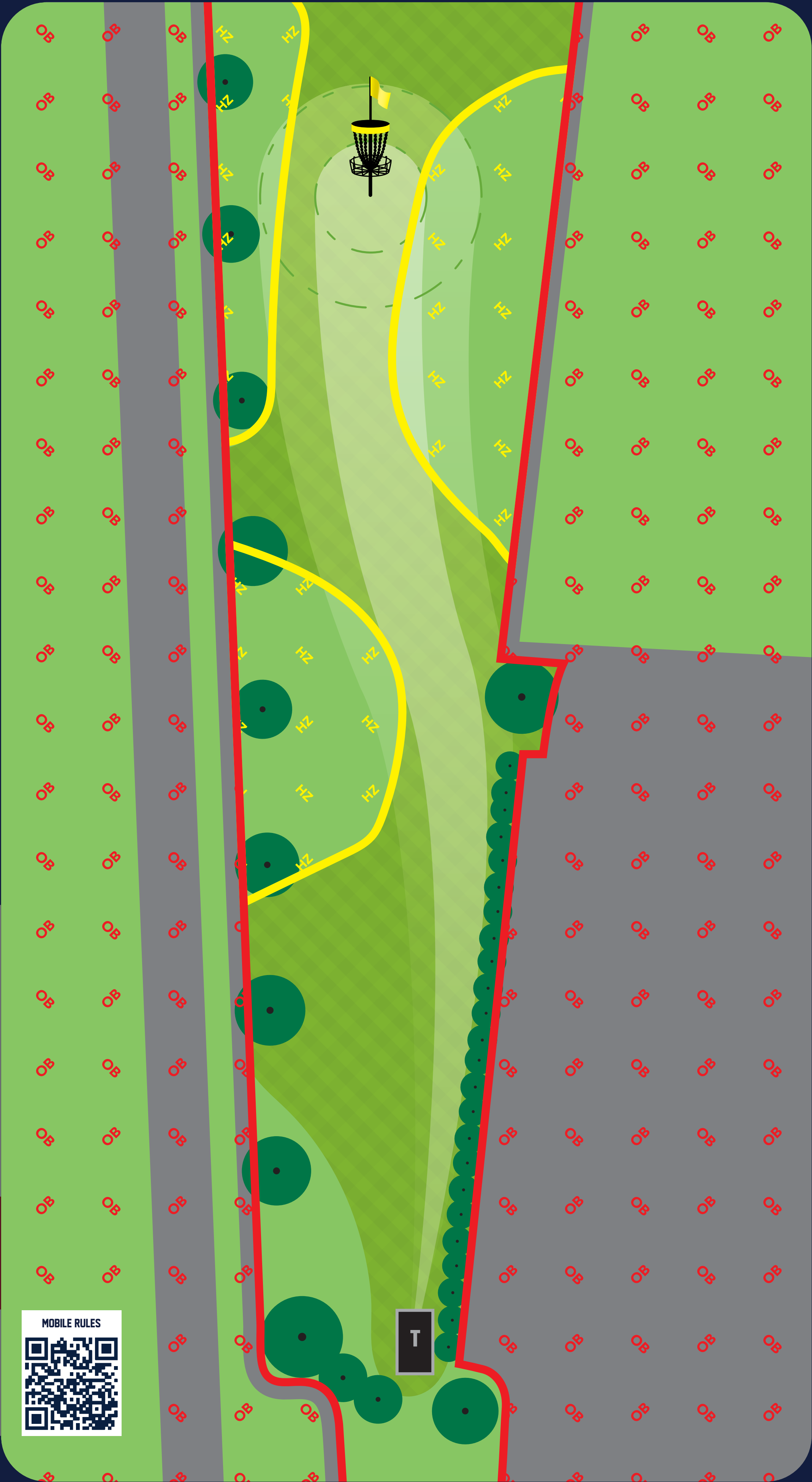
VIRGINIA



TEE SIGNS SPONSORED BY PLAYS IT FORWARD



WINTHROP ARENA



11

PAR 4

734 FT



CALIFORNIA

TEE SIGNS SPONSORED BY PLAYS IT FORWARD



WINTHROP ARENA



12


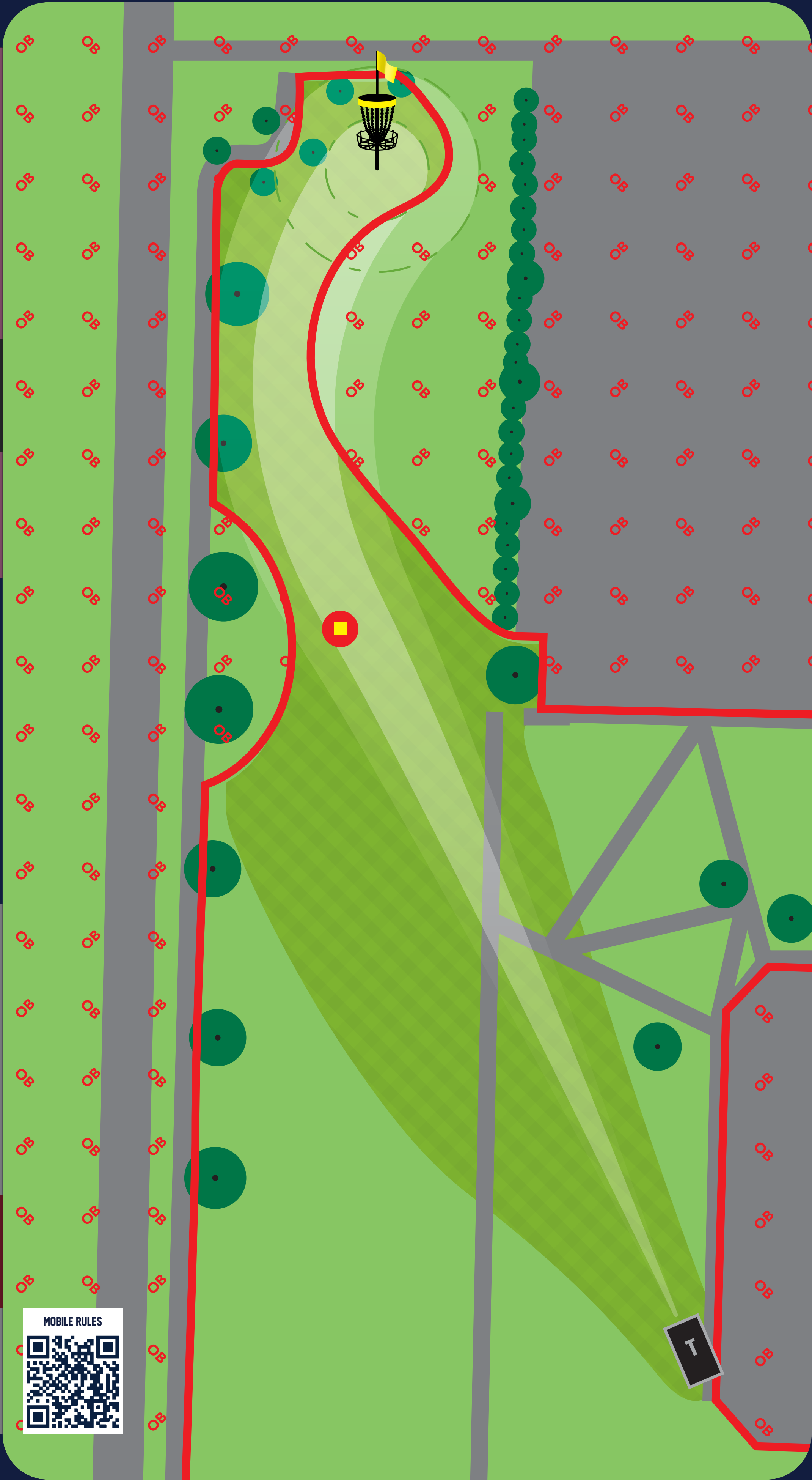
PAR 5

901 FT

12

PAR 4

901 FT



ALABAMA

TEE SIGNS SPONSORED BY PLAYS IT FORWARD



WINTHROP ARENA



13_A

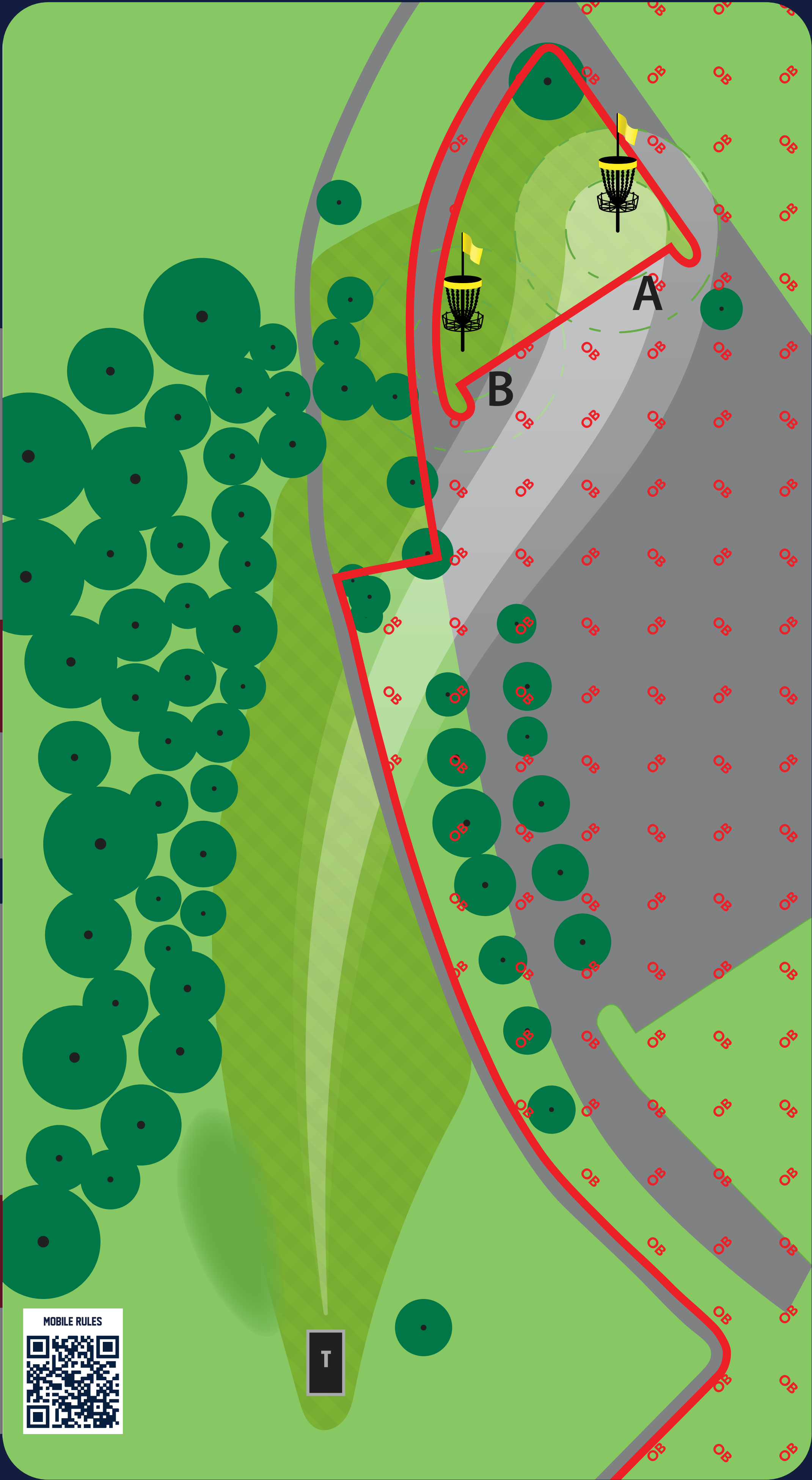
PAR 5

999 FT

13_B

PAR 5

896 FT

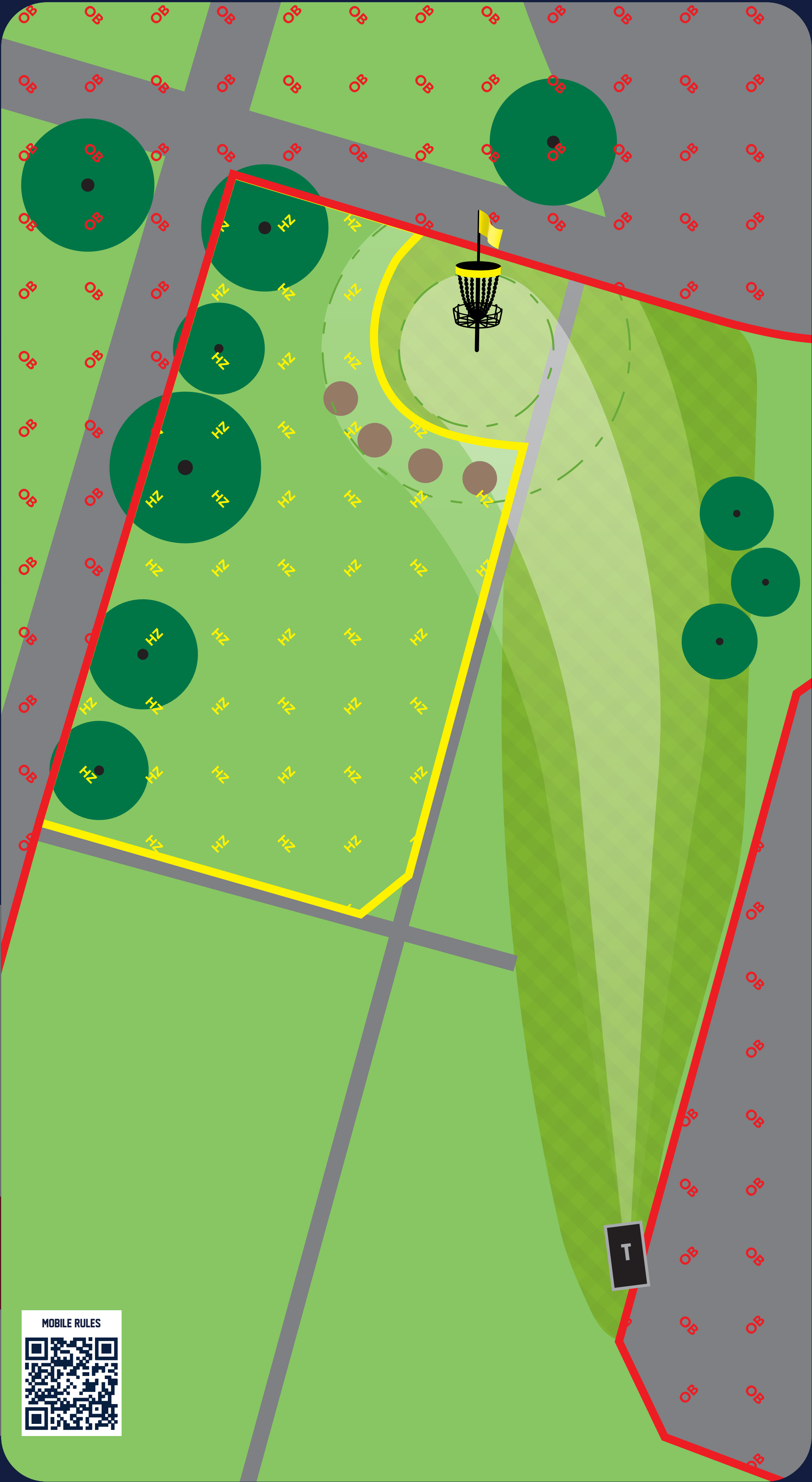


INDIANA

TEE SIGNS SPONSORED BY PLAYS IT FORWARD



WINTHROP ARENA



14

PAR 3

413 FT

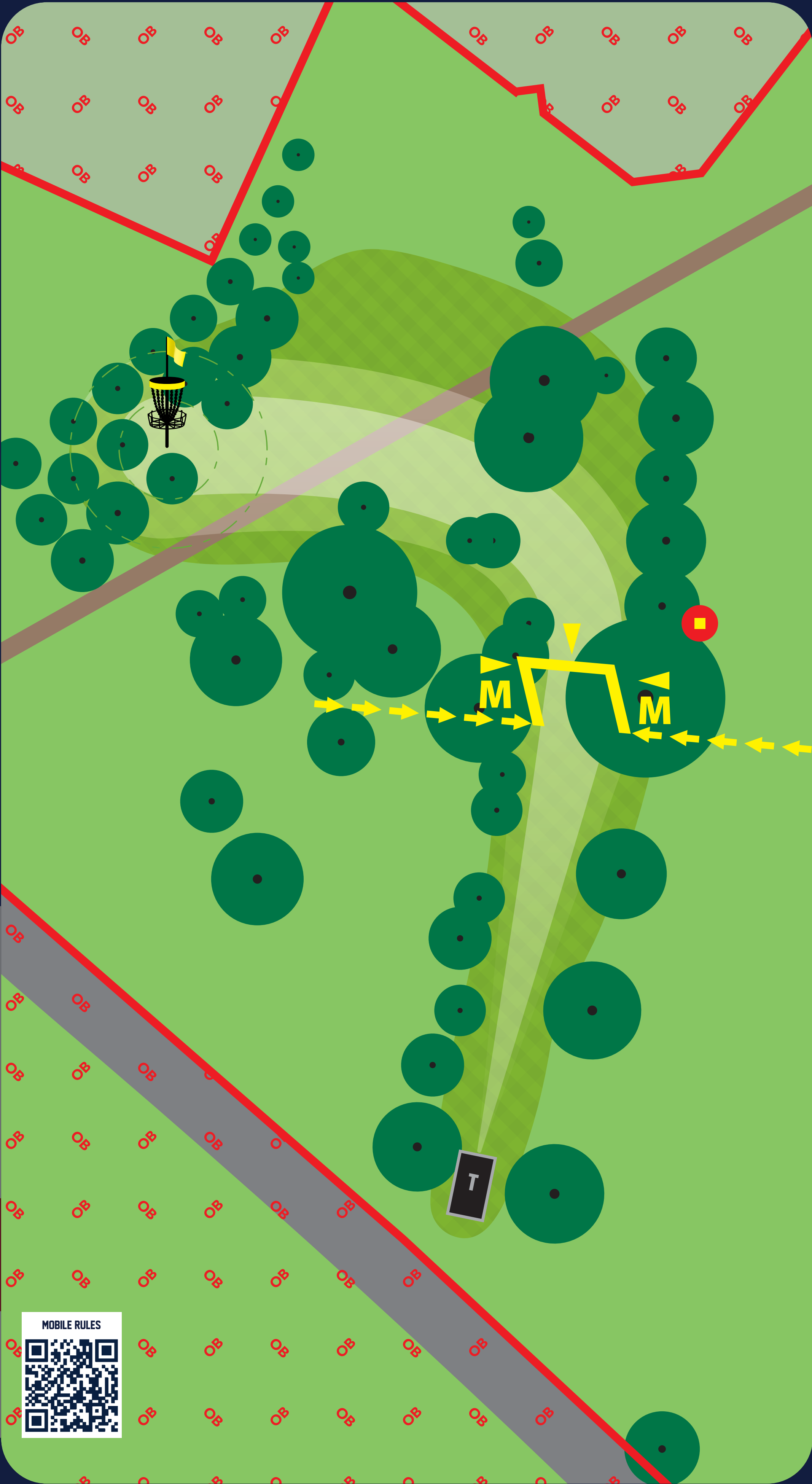


KANSAS

TEE SIGNS SPONSORED BY PLAYS IT FORWARD



WINTHROP ARENA



15

PAR 4

539 FT




NEW HAMPSHIRE

TEE SIGNS SPONSORED BY PLAYS IT FORWARD




WINTHROP ARENA



16

PAR 3

391 FT



WEST VIRGINIA

TEE SIGNS SPONSORED BY PLAYS IT FORWARD



WINTHROP ARENA



17_A


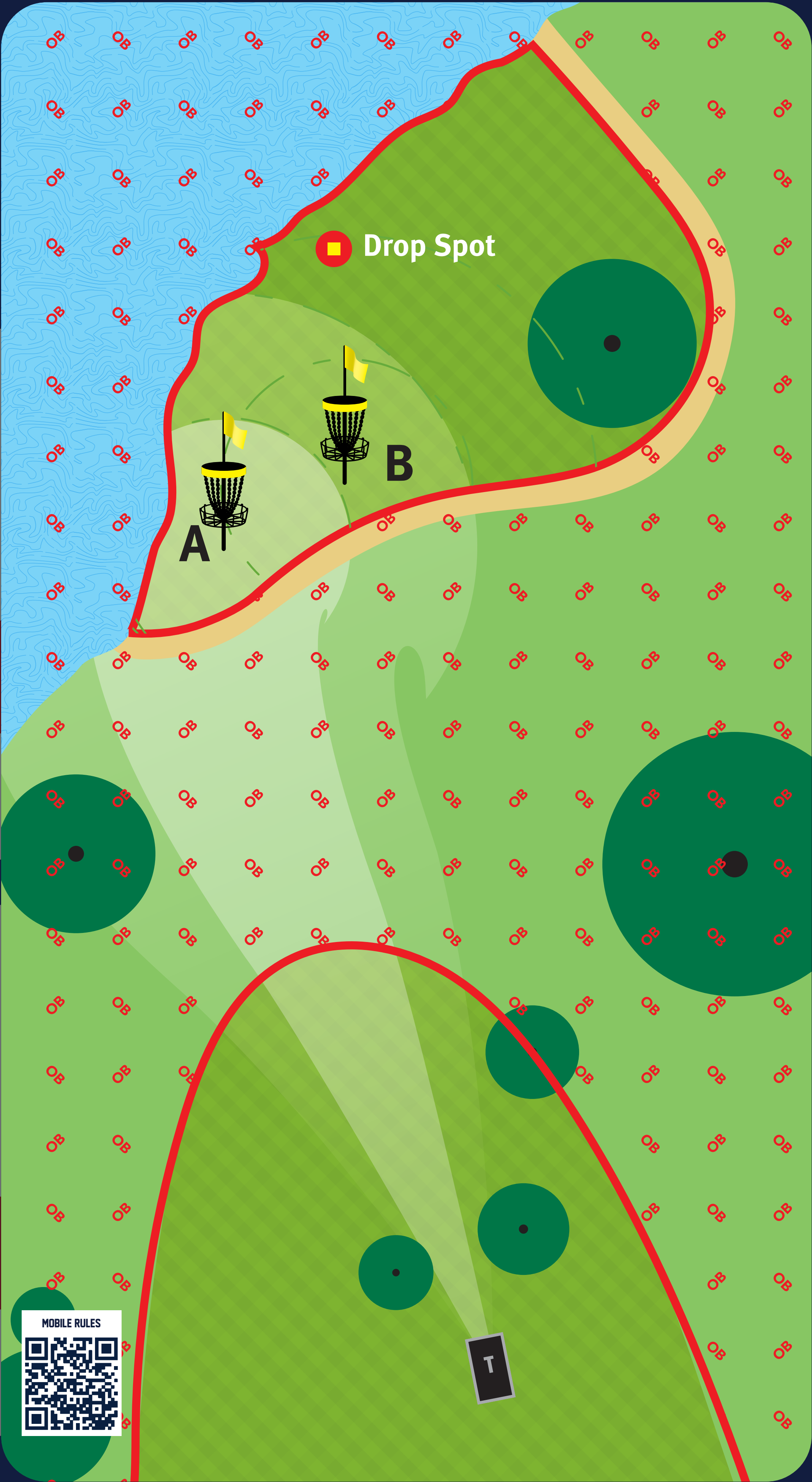
PAR 3

249 FT

17_B

PAR 3

254 FT



OHIO

TEE SIGNS SPONSORED BY PLAYS IT FORWARD



18

PAR 5

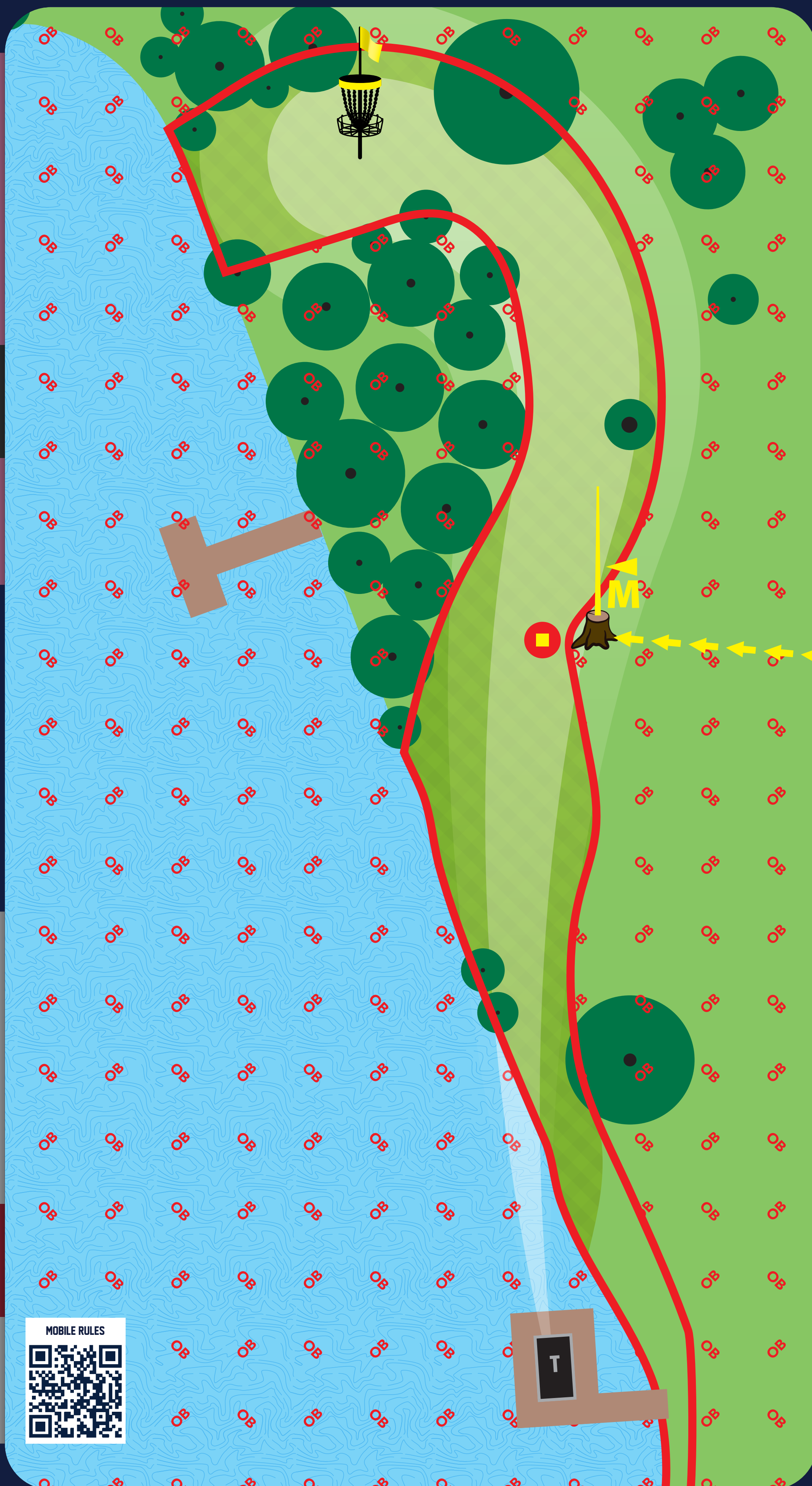
647 FT

18

PAR 4

647 FT

SOUTH CAROLINA



FREE SIGNS SPONSORED BY PLAYS IT FORWARD

TPWC/USDGC Hole Rules - FINAL

1. Mandatory left and right. These are two single mandatories. Drop Zone for either missed mandatory is tee. Street on left and beyond is OB.
2. Street on left and areas beyond are OB. Planted flower area on left OB. Parking lot is OB. Beyond fence on right is OB. Discs landing on the other side of the fence may not be retrieved. On top of building played from Drop Spot behind (tee side) of building. OB marked area on right near fence.
3. Hazard on left, behind, and right target. Fenced area on left is also Hazard. Discs that enter the fenced area may take 1 meter of relief from the point of entry. Discs that come to rest near wall get 1 meter of relief from wall even if that moves the disc closer to the pin. Players may not enter the fenced area to retrieve discs. Street is OB and all throws short of street are OB - Retee with penalty. OB area on right around house.
4. The street, all areas beyond the street, and the fenced maintenance area behind the green are OB. Mandatory left of large oak tree. Drop Spot for missed mandatory marked in fairway. To complete this mandatory, the disc must also clearly pass below some portion of the tree when crossing the mandatory to the correct side.
5. **USDGC:** Winthrop Lake, the street on right, all areas beyond the street on right, and the parking area beyond the green (adjacent to Hole 6) are OB. The OB line for the lake is marked by string or rope. Mandatory left of tall pole with flag at corner of lake. Drop Zone for missed mandatory marked in fairway near Mandatory.

TPWC: Winthrop Lake, the street on right, all areas beyond the street on right, and the parking area beyond the green (adjacent to Hole 6) are OB. The OB line for the lake is marked by string or rope. There is no mandatory for the TPWC.
6. Winthrop Lake, the parking area on right, and wetlands area behind the green are OB. OB area on right. On green, the lake OB line is inside edge wood retaining wall. All OB throws are limited to two options: throw from the Drop Spot (near beach) or previous lie. Discs landing in the wetlands area may not be retrieved.

7. The concrete culvert is in bounds up to where the Mandatory line is crossed. The street, all areas beyond the street, and the wetlands area are OB. Note that the OB line for the wetlands area is approximately 1 meter to the tee side of the fence. Discs landing in the wetlands area may not be retrieved. The entrance to the green is a triple mandatory. To complete the mandatory, the disc must pass between the two marked vertical posts and below the marked top post. Throws that miss the mandatory may be played from either of the two Drop Spots with a one-throw penalty. If after passing the mandatory correctly the disc establishes a position within one meter of the bamboo wall, the player may relocate the lie up to one meter away from and perpendicular to the mandatory line even if the direction takes the lie closer to the target.
8. All areas beyond red stakes and fence on left are OB. Hazard on right. Baseball field on right is OB. Mandatory left of foul pole of baseball field. Drop Zone for missed mandatory marked near foul pole. Discs landing in the baseball stadium may not be retrieved.
9. In bounds is fairway (right of marked line and left of baseball field and short of planted areas behind green.) All other grass areas are OB. OB Sidewalk and beyond on left and baseball field on right. OB options limited to previous lie or Drop Zone (near green, to right of target).
10. **USDGC:** Mandatory right near tee. Drop Zone for missed mandatory is tee. In bounds is fairway (right of the sidewalk and left of marked line). All other areas including tennis court and sidewalks and beyond on left are OB. OB options limited to previous lie or Drop Zone near tree adjacent to tennis courts.

TPWC: Same rules as above except TPWC Drop Zone is up the left side of fairway.
11. Asphalt sidewalk and beyond on left OB. On the right side of the fairway, the curb, concrete sidewalk, pavement and beyond are OB. Traditional OB rules apply. Roped areas on left are Hazard. Roped area on right is Hazard.
12. Asphalt sidewalk and beyond on left OB. Roped area on left OB. Other concrete sidewalks are in bounds. Parking lot and beyond OB. Roped area on right OB. For the entire hole, OB options limited to previous lie or Drop Zone in middle of fairway.

13. Standard OB rules apply except for the Island Green. To advance to the Island Green, throws must come to rest on the island. The Island Green is not considered in bounds for marking purposes until a throw has established a position on the island. Marked OB area between asphalt sidewalk and road. (The asphalt sidewalk is in bounds.) Roads and beyond OB, parking lot area and beyond are OB except for the Island Green.

TPWC: All grass areas and sidewalk are in-bounds short of the road. Standard OB rules apply except for the Island Green. To advance to the Island Green, throws must come to rest on the island. The Island Green is not considered in bounds for marking purposes until a throw has established a position on the island. Roads and beyond OB, parking lot area and beyond are OB except for the Island Green.

14. Road and beyond OB. On coliseum roof is OB. Marked area on left is Hazard. Sidewalks are in-bounds.

15. This hole has a triple mandatory. To complete the mandatory, the disc must pass between the two marked vertical posts and below the marked top post. Drop Zone for missed mandatory is located to right of the tree line. Beyond fence in baseball field is OB. Discs landing in the baseball field may not be retrieved.

16. The street and all areas beyond the street are OB. Marked area near target and right side of fairway is Hazard.

17. In bounds limited to safe area near tee and inside bales defined by string. The lake and all other land, including bales themselves, are OB. Rules for advancing are outlined below for the different events.

USDGC: OB options limited to previous lie. Player may proceed to Island Green Drop Spot after three total OB throws.

USDGC - Advancing to Island Green: Advance only with an in-bounds lie on green or after three OB throws (play from Island Green Drop Spot). OB options limited to previous lie. Player may proceed to Island Green Drop Spot **only** after three total OB throws.

Players advancing to the Island Green Drop Spot without three total OB throws, receive a two-throw penalty for any of the three OB throws that they did not make, plus a two-throw misplay penalty.

USDGC - On green: Throws landing OB must throw again from the previous lie with a one-throw penalty.

TPWC: For OB throws from the tee or from a lie in the IB area around the tee, players

have the option to rethrow or proceed to Drop Spot in front of tee. For OB throws from this Drop Spot, players have the option to rethrow or proceed to Drop Spot on the green.

TPWC - Advancing to Island Green: Advance only with an in-bounds lie on green or after two OB throws (play from Island Green Drop Spot). **Players advancing to the Island Green Drop Spot without two total OB throws, receive a two-throw penalty for any of the two OB throws that they did not make, plus a two-throw misplay penalty.**

TPWC - On green: Throws landing OB must throw again from the previous lie with a one-throw penalty.

18. One player on teeing platform at a time. Winthrop Lake OB. Marked OB on left. Marked OB on right. Drives that do not cross inbounds from the tee must retee with penalty. Mandatory left of tall pole with flag near tree stump. Drop Zone for missed mandatory marked in fairway.

TPWC/USDGC Ground Rules

All rules based on the 2019 PDGA Official Rules of Disc Golf with approved variances.

Note: Rules relating to USDGC are in effect for USDGC Doubles, Monday Qualifying, Dean's Cup, and USDGC. Rules relating to TPWC are for TPWC only.

1. Please carefully read Winthrop University Rules. Violators subject to penalty and disqualification. Please park in marked areas only, or prepare to be ticketed or towed.
2. Hazards (806.05) are in-bounds penalty areas marked with yellow whiskers or yellow capped posts. Discs landing in a Hazard may be played from where the disc came to rest with a one-throw penalty. Hazard posts are obstacles per 803.02.A. Relief is limited to relocating to the nearest lie which is no closer to the target, and is on the line of play from the original lie. The Hazard line is part of the Hazard.
3. "OB" is used to represent the out-of-bounds rules. Except as noted in the hole 6, 9, 10, 12, 13 and 17 specific rules, discs landing OB may be played either from where the disc was deemed last over in bounds, or from the original lie, with a one-throw penalty. The posts are part of OB. Red capped posts, whiskers, and the string are not casual obstacles.
4. Throws that land OB on a hole where a player may choose to mark up to a meter in-bounds off the OB line with a one-throw penalty, are not thereby subject to a second penalty if that marked lie happens to be within a Hazard area.

5. Holes 13 and 17 implement Island Greens. Only discs that establish a position in-bounds on the Island Green may proceed to green. Please check each hole's rules for procedure if a throw misses the Island Green.
6. All paved roads and parking lots are OB. Except as noted, all sidewalks are OB. Some roads and sidewalks are delineated by white lines to define the edges. Concrete curbing, where present, is the OB line. The concrete parking lot drains that extend inwards on Hole 11 and Hole 13's island are not part of curbing; they are in-bounds.
7. Except as noted in the hole specific rules, all areas beyond paved roads and sidewalks are OB except where the fairways naturally cross the road or sidewalk.
8. The Winthrop Wetlands area behind Holes 6 and 7 is OB and is off limits. If you throw a disc in, you must leave it. Spotters may be able to retrieve discs later, but they are not allowed access to the wetlands without approval. Violators subject to penalty and disqualification.
9. A throw that misses a mandatory and establishes a position in OB or Hazard is played and penalized according to the mandatory rules. Note: Mandatory lines extend into the OB and Hazard.
10. Players may obtain relief from fire ant mounds in accordance with rule 803.02A. Players may also obtain relief from bees, wasps, hornets, and yellow jackets.
11. All fences and areas beyond are OB. Discs may be retrieved after play has concluded for the day with permission of the property owner. The fences themselves are also OB. If the disc comes to rest on the "wrong" side of the fence, the disc is OB.
12. "Red-and-White" posts mark OB areas; "Yellow-and-White" posts mark Hazard areas. The lower string/rope near the ground is the official line for both Hazard and OB. If the string/rope appears to have been moved, consult an official.
13. The 2 Meter rule is not in effect.
14. Drop Zones/spots on holes 6, 9, 10, and 17 are the only Drop Zone/spot available for OB throws. All other Drop Spots are available only for missed mandatory. There are no Drop Zones/spots for Hazard throws.
15. Each player will keep score for all players in the group using a paper scorecard. After the round, the group will review all scores and submit one scorecard to the scoring manager, which will be the official and authoritative score for the group.
16. Ties: For first place ties, players will proceed to hole 1, playing 1, then 17, then 18 and loop those holes until a winner is decided.

Frequently Asked Questions (FAQ) - General

Question: What guideline should be used to make a call?

Answer: If it is clear, make the call; if it is not clear, don't call it. Regardless of the player, the circumstances, or the degree of infraction, make the call when the violation is

clear. Do it every time. Never make a call if you are unsure. Following this idea will enhance fairness.

Question: Chain Link Fences – What is the ruling for a throw that flies over a chain link fence and comes to rest leaning against the OB side of the fence?

Answer: Shots that come to rest leaning against the OB side of the fence are deemed not to have broken the in-bounds plane regardless of the flex or curve of the fence.

Question: The disc comes to rest above 2 meters, what is the ruling?

Answer: The “2-Meter Rule” is NOT in effect for the entire course. Discs that come to rest above the playing surface should be marked directly below in accordance with 805.01C, with no penalty, unless they are suspended above OB.

Question: What happens if someone’s putt or approach lands in the OB?

Answer: The OB rules applies for all throws including putts.

Question: What happens if a player throws multiple discs into the OB? Can they be retrieved?

Answer: A player may retrieve OB throws (unless prohibited by the rules such as throws beyond fences or in the wetlands area) but the player is subject to Rule 802.03 (Excessive Time). This will be relaxed for a player who has thrown 5 consecutive throws into an OB. The player may also try to borrow a disc from a group mate, but only if the borrowed disc is distinct from those in play.

Question: What scorekeeping error(s) can incur penalties?

Answer: The player is penalized only if there is an error with his or her official hole scores or official total score. There is no penalty for not recording UDisc statistics or for errors in recording UDisc statistics.

Question: What if a player makes a mistake or decides not to follow the scoring procedure?

Answer: See above answer for error in player’s official score. If a player inadvertently makes an error recording the score(s) of a group mate, the player will not be penalized. However, deliberate errors or refusal to follow the procedure will result in a 2-throw penalty and potential disqualification. All members of the group are required to review the group scores together in the scoring area.

Question: What if a throw misses a mandatory and comes to rest in OB or Hazard?

Answer: TPWC/USDGC policy treats a throw that misses a mandatory and that also establishes a position OB or Hazard as missed mandatory. Note: Mandatory lines extend into the OB and Hazard.

Question: Can a player ask staff, spectators, or another player to move or to move their equipment?

Answer: Players, staff, spectators and their equipment are not obstacles and a player can ask that they be moved.

Question: What is the target schedule for hole 13?

Answer: Position A: USDGC Rounds 1 and 4, USDGC Doubles, USDGC Monday Qualifying, and Dean's Cup Second Match

Position B: TPWC (all rounds), USDGC Rounds 2 and 3, Dean's Cup First Match:

Question: What is the target schedule for hole 17?

Answer: Position A: USDGC Rounds 1 and 4, TPWC Rounds 1 and 4, USDGC Doubles, USDGC Monday Qualifying, Dean's Cup Second Match

Position B: USDGC Rounds 2 and 3, TPWC Rounds 2 and 3, USDGC Doubles, USDGC Monday Qualifying, Dean's Cup First Match

FAQs – Hole Specific

Hole 3 – Question: What is the ruling on a throw that establishes a position on the street or short of the street?

Answer: OB. Retee with one penalty throw.

Question: What is the ruling for a throw that establishes a position on or near the fenced area?

Answer: Hazard. In marking the lie, the player may obtain relief in accordance to 803.02A. The disc may not be retrieved from within the fenced area.

Hole 4 – Question: A disc is seen going towards or into the Leland Cypress but can not be located. What is the call?

Answer: Lost Disc. Throw from previous lie with a 1-throw penalty.

Question: Can a player use the Hole 4 Drop Zone for OB throws?

Answer: No, the Drop Zone on this hole is to be used only for throws that miss the mandatory.

Hole 5 – Question: Can a player use the Hole 5 Drop Spot for OB throws?

Answer: No, the Drop Spot on this hole can be used only for throws that miss the mandatory. The mandatory is in play for USDGC.

Hole 7 – Question: Can a player reach through the bamboo fence to throw?

Answer: No. Discs must pass through the designated triple mandatory.

Question: From inside the bamboo fence, can a player hold onto the bamboo while attempting to throw?

Answer: Yes, but only if the bamboo is farther from the hole than the lie. Also, the player must demonstrate "full control of balance before advancing toward the target" per 806.01B if the lie is within 10 meters. Players are allowed one meter of relief perpendicular to the mandatory line closer to the target after having passed correctly through the mandatory.

Hole 8 – Question: Can a player use the Hole 8 Drop Spot for OB throws?

Answer: No, the Drop Spot on this hole can be used only for throws that miss the mandatory.

Holes 11, 12, 13, 14 – Question: What is the nature of the concrete curbs for the road and parking lot?

Answer: Concrete curbs, where present, are out of bounds.

Hole 12 & 14 – Question: What if my disc comes to rest on the concrete sidewalk?

Answer: The concrete sidewalk is in-bounds on holes 12 and 14. Play as normal in-bounds.

Hole 15 – Question: Can a player use the Hole 15 Drop Spot for OB throws?

Answer: No, the Drop Spot on this hole can be used only for throws that miss the mandatory.

Hole 17 – Question: When can a player proceed to the Drop Spot?

TPWC Answer: After 1 throw that is deemed OB, the player may rethrow or go to the Drop Spot in front of the tee. If a second throw, from either the tee or the Drop Spot is deemed OB, player may proceed to the Drop Spot on the green.

USDGC Answer: After 3 TOTAL throws that are deemed OB, the player can go to the Drop Spot on the green. That includes shots from the tee and subsequent in-bounds lies.

Question: What is the throwing order after a player throws OB?

Answer: The player who threw OB is still up until they successfully throw a disc in-bounds or can advance to a Drop Spot.

Hole 18 – Question: Is there a limit to the number of people allowed on the teeing platform?

Answer: Yes. Only one player may be on the platform at a time.

One final note: Please respect the staff and media who are here to help, witness, and document the tournament. Not all know the rules as well as the players, so be courteous and thank them for being there.